

Release Notes 7.3.0

Extreme Events



Dear Customer,

We are excited to update you about a new feature that we have recently added to our platform:

Extreme Event

The ‘Extreme Event’ feature provides data-based identification capabilities to enable fleet managers and drivers to detect exceptional events that are in high risk, and take preventive actions.

What are the benefits?

For Managers, the benefits include:

- Easy identification of the fleet’s highest risk drivers, empowering preventative intervention in time to prevent escalation
- “Finger-on-the-pulse” visibility into the fleet’s exposure to risk, including by organizational unit (e.g. depot, region, etc.)

For Drivers, the primary benefits are:

- Enhanced awareness that helps to increase the driver’s safety

How does it work?

GreenRoad identifies an event as “extreme” when the g-forces that it creates are above a high severity threshold. When Central detects an ‘Extreme Event’:

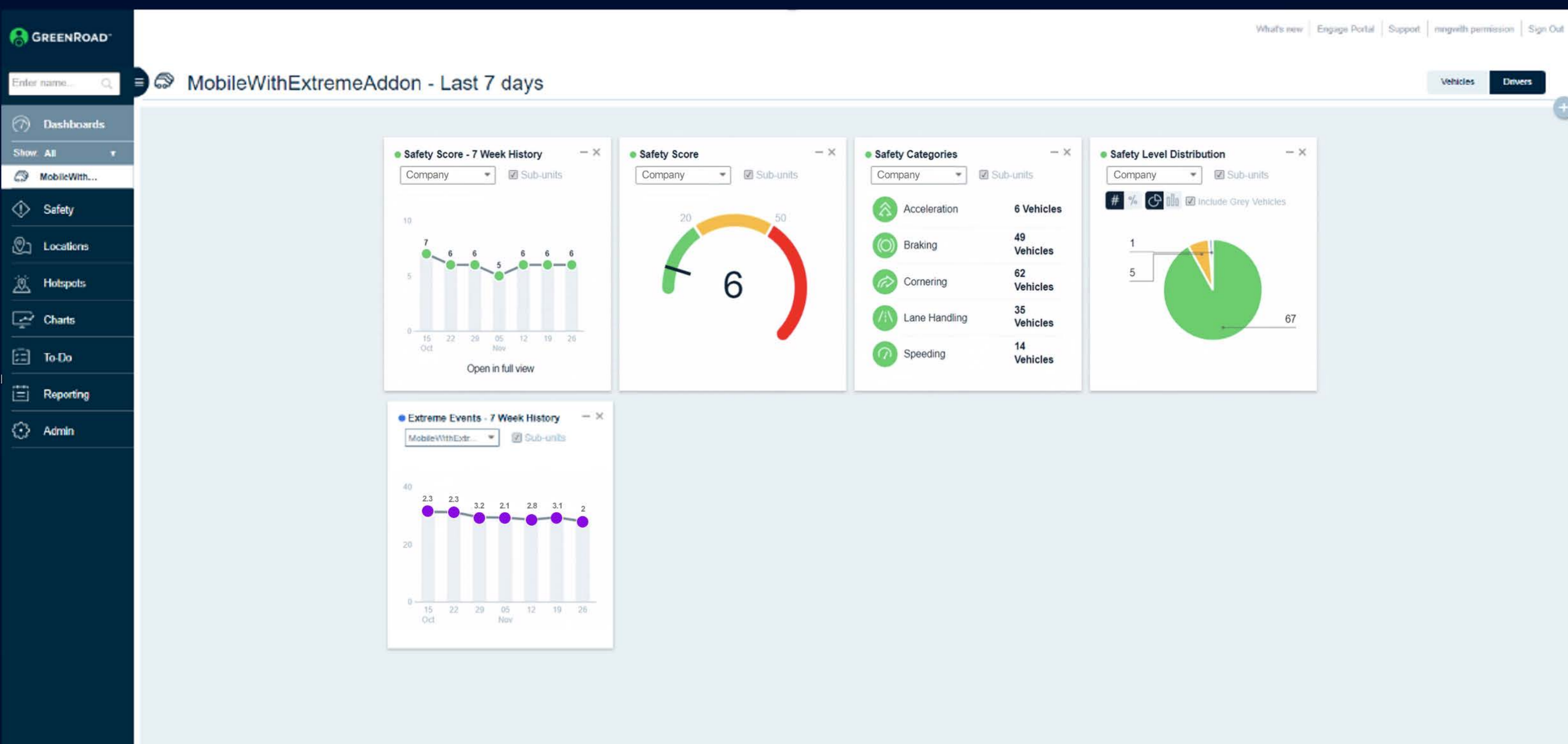
In Central, the ‘Extreme Event’ is displayed:

- On the dashboard tab, a new widget of ‘Extreme Event’ will be added, presenting the number of ‘Extreme Events’ recorded per week for past 7 weeks
- In the ‘Safety Score’: extreme events effect the safety score, similarly to all other safety events
- In ‘Reports’ and ‘Trip Histories’: extreme events are now reported separately from “regular” red events

Extreme Event Display in GreenRoad Central™:

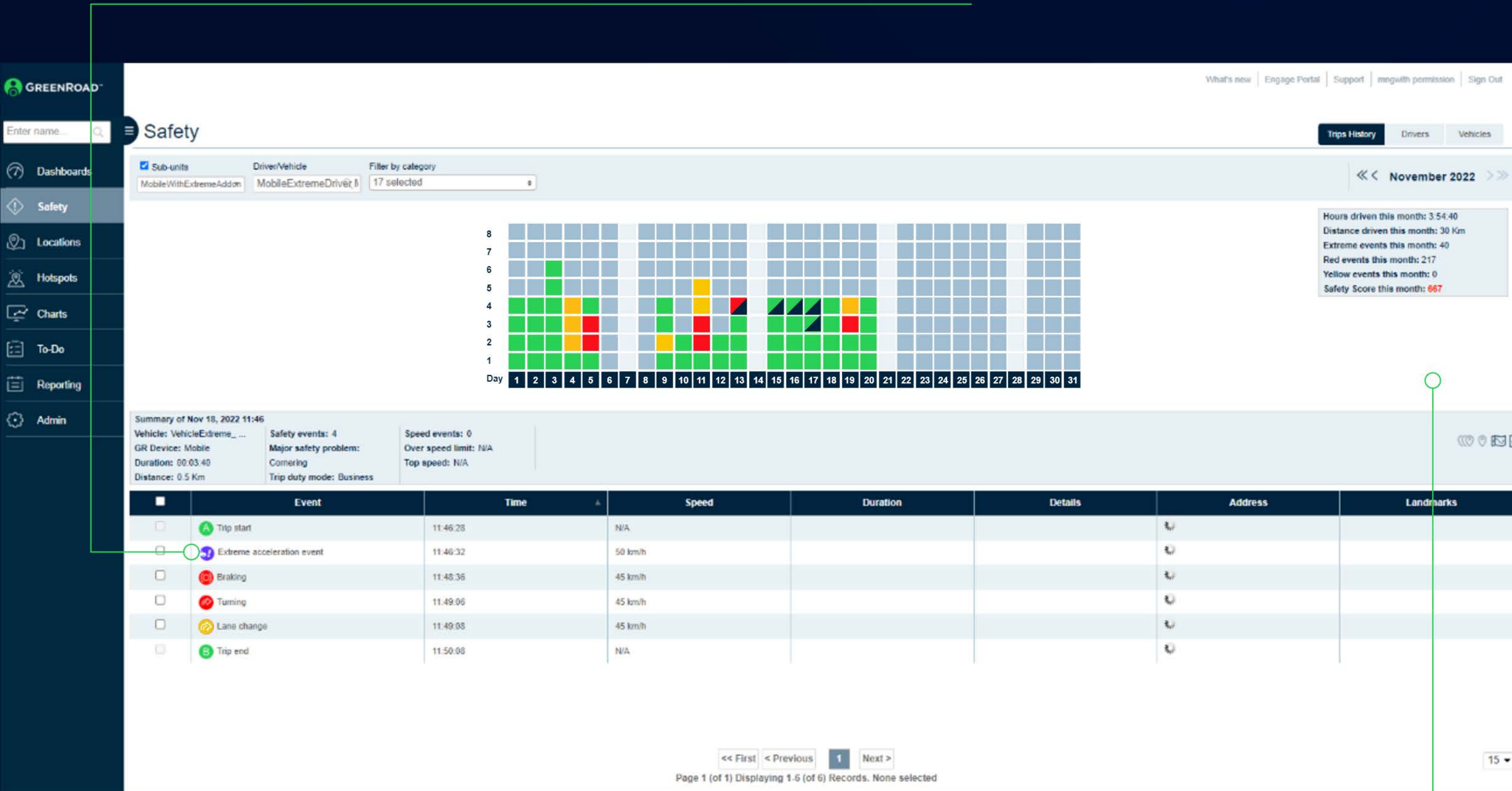
‘Extreme Event’ Widget

The fleet’s total of extreme events over the last 7 weeks are displayed on the main dashboard



Trip History

A new purple icon was added to highlight extreme events



Under the ‘Trip History’ tab ‘Summary Panel’, a new row has been added to display number of extreme events recorded this month

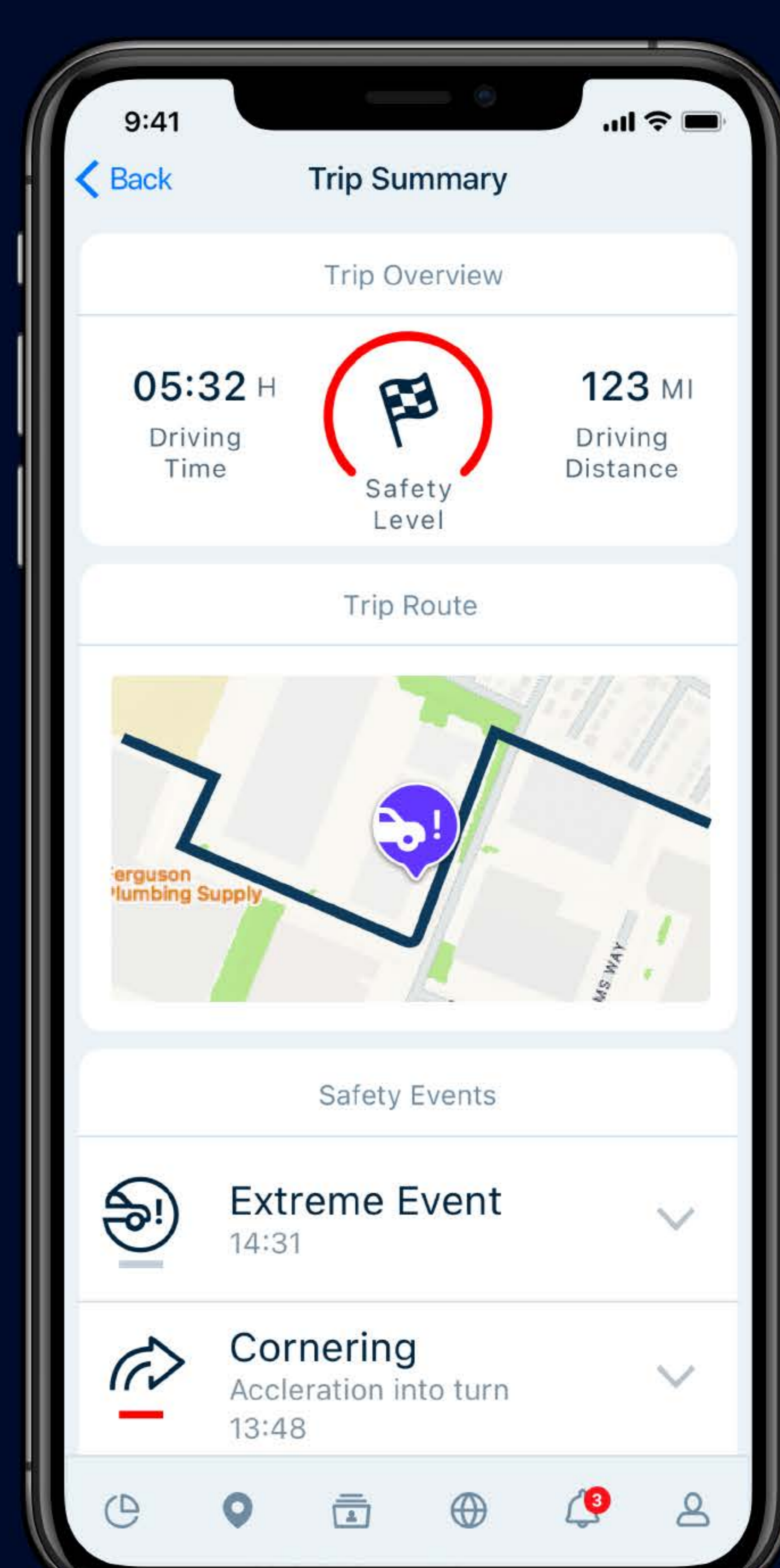
GreenRoad DRIVE™ Mobile App

In the GreenRoad DRIVE™ mobile app’s main dashboard, extreme events are presented in a new group box below the fleet score.



Under GreenRoad DRIVE™’s Trip Summary tab, Extreme Events are displayed separately.

In the GreenRoad DRIVE™ mobile app’s main dashboard, Extreme Events are presented in a new group box below the fleet score.



Need more information?
Contact us at productcentral@greenroad.com